


RADIATOR & HEATER HOSE



Standard Straight Radiator Hose - Black Cover

Heavy construction for strength to resist vibration and collapse. Cover and tube resistant to heat, ozone and all antifreeze solutions. Meets or exceeds SAE J20R1, D1 specifications.

Standard Hose - 3 Foot Lengths			
Size	Part No.	Size	Part No.
3/4"	T-HY-GY56012	2"	T-HY-GY56032
1"	T-HY-GY56016	2 1/4"	T-HY-GY56036
1 1/8"	T-HY-GY56018	2 3/8"	T-HY-GY56038
1 1/4"	T-HY-GY56020	2 1/2"	T-HY-GY56040
1 3/8"	T-HY-GY56022	2 5/8"	T-HY-GY56042
1 1/2"	T-HY-GY56024	2 3/4"	T-HY-GY56044
1 5/8"	T-HY-GY56026	3"	T-HY-GY56048
1 3/4"	T-HY-GY56028	3 1/2"	T-HY-GY56056
1 7/8"	T-HY-GY56030	3 1/4"	T-HY-GY56052




Hi-Miler® Straight Radiator Hose - Blue Cover

A long lasting high quality fleet service hose. Designed for heavy-duty service on trucks, buses and off-road equipment. Tube and cover are made with heat resistant Versigard® synthetic rubber. Reinforced with Flexten™ cord for excellent burst strength. Readily recognizable blue cover for fast identification of Hi-Miler quality. Insta-Find Number 57 designates Heavy-Duty Radiator hose in 3 foot lengths. The third digit (2) indicates that it is the Hi-Miler blue hose. The fourth and fifth digits give ID in 16th of an inch.

Hi-Miler® Hose - 3 Foot Lengths			
Size	Part No.	Size	Part No.
1"	T-HY-GY57216	2"	T-HY-GY57232
1 1/8"	T-HY-GY57218	2 1/4"	T-HY-GY57236
1 1/4"	T-HY-GY57220	2 1/2"	T-HY-GY57240
1 3/8"	T-HY-GY57222	2 3/4"	T-HY-GY57244
1 1/2"	T-HY-GY57224	3"	T-HY-GY57248
1 5/8"	T-HY-GY57226	3 1/2"	T-HY-GY57256
1 3/4"	T-HY-GY57228	2 1/8"	T-HY-GY57238
		2 5/8"	T-HY-GY57242



HEATER HOSE




Hi-Miler® Heater Hose

Outstanding for strength and heat resistance. Made with high temperature Versigard® synthetic rubber. Reinforced with heat-resistant Flexter® cord that is pound for pound, stronger than steel. Built to out-last standard heater hose without the cost of more expensive silicone hose. Recognizable blue cover. Meets SAE J20R3, D3 specifications.

Hi-Miler® Heater Hose - 50 Foot Lengths

I.D.	Part No.
3/8"	T-HY-GY65028
1/2"	T-HY-GY65029
5/8"	T-HY-GY65031
3/4"	T-HY-GY65033
1"	T-HY-GY65035



Premium HY-T Red

HY-T heater hose is made with a tough Versigard® rubber cover and tube to resist heat, ozone, and antifreeze solutions. Built to withstand the pressure and high heat buildup present under the hood of today's auto's, trucks and buses. Minimum burst pressure 140 PSI. Expands easily over heater connections, resists end tearing and splitting. Available in red cover through 3/4" I. D. Premium HY-T red heater hose meets SAE J20R3, D2 specifications.

Premium HY-T Red Heater Hose - 50 Foot Lengths

I.D.	Part No.
1/2"	T-HY-GY65020
5/8"	T-HY-GY65023
3/4"	T-HY-GY65026



Standard Black Heater Hose - 50 Foot Lengths

I.D.	Part No.
1/2"	T-HY-GY65000
5/8"	T-HY-GY65004
3/4"	T-HY-GY65009
1"	T-HY-GY65012

SERVICE & HEATER HOSE



**Service Hose
Service Station Air Hose**

For tower, reel, and curb connections. The synthetic rubber tube and blue cover assures long life against ozone, weathering and heat. Maximum working pressure of 250 PSI. Swivel fittings on each length.

Size	Ends	Part No.
3/8" x 25' w/c	1/4 NPT	T-HY-GY65133
3/8" x 50' w/c	1/4 NPT	T-HY-GY65137
1/2" x 50' w/c	1/2 NPT	T-HY-GY65138

Truck Component Hose

Hysunite® Fuel Line/Emission Control Hose

Especially for gasohol and later carbureted vehicle applications with high under the hood temperatures. Cover is oil and gasoline resistant and withstands exposure to fuel, vapor, moisture and high heat up to 250 degree F. (Warning - For fuel injected vehicles, use SAE J30R9 fuel injection hose.)

Size	Part No.
3/16" x 25'	T-HY-GY65125
1/4" x 25'	T-HY-GY65126
5/16" x 25'	T-HY-GY65127
3/8" x 25'	T-HY-GY65128

HYDRAULIC HOSE



Push-Lok Low Pressure Hose

One textile braid. For diesel fuel, air, water. Use with 82 Series fittings.

Construction: Synthetic rubber liner, one textile braid reinforcement, synthetic rubber cover.

Applications: Widely used for shop air systems, and general industrial, maintenance and automotive applications for air, water, diesel fuels*, lubricating oils and antifreeze.

Temperature Range: -40 Deg. F to +212 Deg. F except air above +150 Deg. F and water up to +180 Deg. F.

Maximum Working Pressure (PSI)	Minimum Bend Radius	Minimum Burst Pressure (PSI)	Hose O.D.	Hose I.D.	Part No.
250	3	1,000	.63	.375	T-HY-801-6-GRA-BX
250	5	1,000	.78	.500	T-HY-801-8-GRA-BX

SAE J1402 All Medium Pressure Hose

One wire braid, textile cover. For high temperature engine and brake requirements. Use with 20 Series and 22 Series fittings.

Construction: Synthetic rubber tube, textile inner braid, high tensile steel wire braid reinforcement, textile braid cover.

Application: Medium pressure hydraulic, turbo charger, filtration and oil lines, diesel fuel filter, engine and transmission coolant lines, air brake, power steering and tilt cab. SAE J1402 and D.O.T. FMVSS 106-All air brake hose requirements.

Temperature Range: -40 Deg. F to +300 Deg. F, 150 Deg. F maximum

Maximum Working Pressure (PSI)	Minimum Bend Radius	Minimum Burst Pressure (PSI)	Hose O.D.	Hose I.D.	Part No.
2500	3.000	10,000	.52	3/16	T-HY-261-4-BX
2500	3.375	9,000	.58	1/4	T-HY-261-5-BX
2000	4.000	9,000	.67	5/16	T-HY-261-6-BX
2000	4.625	8,000	.77	13/32	T-HY-261-8-BX
1400	5.500	7,000	.92	1/2	T-HY-261-10-BX



HYDRAULIC HOSE FITTINGS/QUICK DISCONNECT COUPLINGS

6100 Series Hydraulic Quick Disconnect Couplings Parker's 6100 Series thread to connect couplings can be used in a wide variety of industrial applications where heavy-duty couplings are required that can be connected under pressure with little or no spillage.



Body Size	3/4	3/4	1	1 1/4	1 1/2
Dash Number	-08	-12	-16	-20	-24
Rated Pressure* (psi)					
Female Half	3000	3000	3000	2750	2000
Male Half	3000	3000	3000	2500	2500
Complete Coupling Assembly	3000	3000	3000	2750	2500
Temperature Range	-40 Deg. F to +250 deg. F				
Rated Flow (gpm)	12	28	50	76	100

*Minimum burst pressure is equal to three times the rated pressure. Not recommended for continuous hydraulic impulse applications at rated pressures.



Wing Nut Coupler Assembly

Body Size (In.)	Thread Size NPTF	With Flange Part No.	Without Flange Part No.
1	1-11 1/2	T-HY-6100-16	T-HY-6120-16



Brass Nipple

Body Size (In.)	Thread Size NPTF	With Flange Part No.	Without Flange Part No.
1	1-11 1/2	T-HY-6115-16	T-HY-6105-16
1 1/4	1 1/4-11 1/2		T-HY-6105-20



Wing Nut Coupler

Body Size (In.)	Thread Size NPTF	Brass Part No.
1	1-11 1/2	T-HY-6125-16
1 1/4	1 1/4-11 1/2	T-HY-6125-20
1 1/2	1 1/2-11 1/2	T-HY-6125-24

Dust Plug 6109-16



Dust Cap 6108-16



Dust Plugs and Caps

Body Size (In.)	Dust Plug Part No.	Dust Cap Part No.
1	T-HY-6109-16	T-HY-6108-16

Note: Wing nut couplers in body sizes of 3/4", 1 1/4", and 1 1/2" available as special order.

Note: Nipples in body sizes of 3/4", 1 1/4", and 1 1/2" available as special order.

HYDRAULIC CYLINDERS



6" Hydraulic Cylinder

Part No.	Length
T-HY-6X22CYL	6" wide x 22" long

8" Hydraulic Cylinder

Part No.	Length
T-HY-8X22CYL	8" wide x 22" long