



TRAILER AXLES





SPICER®



- All numbers listed represent axles in stock.
- All axles complete with cams and shoes installed; less slacks and chambers.
- All axles are without camber, and have welded-on spiders


71.5" Track Long Cams		Part Number: T-AX-2214054-ABS
Brake Size:	16-1/2 X 7	
Beam Capacity (lbs):	25,000	
Bearing Cones Required:	HM218248 Inner, HM212049 Outer	
 Beam:	5 Inch Round	
Track:	71.5	
Brake Cams:	23.75" Long, 28 Spline	
Additional Specifications:	Fast Change shoes, air chamber support brackets and spindle nuts	


77.5" Track Long Cams		Part Number: T-AX-2214055-ABS
Brake Size:	16-1/2 X 7	
Beam Capacity (lbs):	25,000	
Bearing Cones Required:	HM218248 Inner, HM212049 Outer	
 Beam:	5 Inch Round	
Track:	77.5	
Brake Cams:	23.75" Long, 28 Spline	
Additional Specifications:	Fast Change shoes, air chamber support brackets and spindle nuts	


71.5" Track Intermediate Cams		Part Number: T-AX-2214057-ABS
Brake Size:	16-1/2 X 7	
Beam Capacity (lbs):	22,500	
Bearing Cones Required:	HM218248 Inner, HM212049 Outer	
 Beam:	5 Inch Round	
Track:	71.5	
Brake Cams:	20.63" Long, 28 Spline	
Additional Specifications:	Fast Change shoes, air chamber support brackets and spindle nuts	


Tech Note: **AXLE TRACK LENGTHS AND SPRING CENTERS**

To maintain the specified weight capacity of a new trailer axle, it is important that the proper spring seat spacing is used. The capacities given here are based on 38" spring centers for axles with 71-1/2" track, and 44" centers for axles with 77-1/2 track. Locating the spring centers closer to the center of the axle results in lost carrying capacity for that axle.

71.5" Track, Long Cams Propar Spindles		Part Number: T-AX-2214061-ABS
Brake Size:	16-1/2 X 7	
Beam Capacity (lbs):	25,000	
Bearing Cones Required:	HM518445 Inner, HM518445 Outer	
 Beam:	5 Inch Round	
Track:	71.5	
Brake Cams:	23.75" Long, 28 Spline	
Additional Specifications:	Fast Change shoes, air chamber support brackets and spindle nuts	


77.5" Track, Long Cams Propar Spindles		Part Number: T-AX-2214062-ABS
Brake Size:	16-1/2 X 7	
Beam Capacity (lbs):	25,000	
Bearing Cones Required:	HM518445 Inner, HM518445 Outer	
 Beam:	5 Inch Round	
Track:	77.5	
Brake Cams:	23.75" Long, 28 Spline	
Additional Specifications:	Fast Change shoes, air chamber support brackets and spindle nuts	

71.5" Track, 16 1/2 Brakes Long Cams, 663 Bearing		Part #: T-AX-1012559 Kit Code Number: 16
Brake Size:	16-1/2 X 7	
Beam Capacity (lbs):	20,000	
Bearing Cones Required:	663 Inner, HM212049 Outer	
 Beam:	5 Inch Round	
Track:	71.5	
Brake Cams:	23.75" Long, 28 Spline	
Additional Specifications:	Fast Change shoes, air chamber support brackets and spindle nuts	

77.5" Track, 16 1/2 Brakes Long Cams, 663 Bearing		Part #: T-AX-1012560 No Kit Code Number
Brake Size:	16-1/2 X 7	
Beam Capacity (lbs):	22,500	
Bearing Cones Required:	663 Inner, HM212049 Outer	
 Beam:	5 Inch Round	
Track:	77.5	
Brake Cams:	23.75" Long, 28 Spline	
Additional Specifications:	Fast Change shoes, air chamber support brackets and spindle nuts	


TRAILER AXLES

SPICER®




- All numbers listed represent axles in stock.
- All axles complete with cams and shoes installed; less slacks and chambers.
- All axles are without camber, and have welded-on spiders


71.5" Track, 12 1/4" Brakes PartNumber: T-AX-1011655-ABS Long Cams

Brake Size:	12-1/4 X 7-1/2
Beam Capacity (lbs):	22,500
Bearing Cones Required:	HM218248 Inner, HM212049 Outer
 Beam:	5 Inch Round
Track:	71.5
Brake Cams:	23.38" Long, 28 Spline
Additional Specifications:	Fabricated shoes, air chamber support brackets and spindle nuts


77.5" Track, 12 1/4" Brakes PartNumber: T-AX-1011656-ABS Long Cams

Brake Size:	12-1/4 X 7-1/2
Beam Capacity (lbs):	22,500
Bearing Cones Required:	HM218248 Inner, HM212049 Outer
 Beam:	5 Inch Round
Track:	77.5
Brake Cams:	23.38" Long, 28 Spline
Additional Specifications:	Fabricated shoes, air chamber support brackets and spindle nuts


71.5" Track, 12 1/4" Brakes PartNumber: T-AX-1011657-ABS Long Cams

Brake Size:	12-1/4 X 7-1/2
Beam Capacity (lbs):	25,000
Bearing Cones Required:	HM218248 Inner, HM212049 Outer
 Beam:	5 Inch Round
Track:	71.5
Brake Cams:	23.38" Long, 28 Spline
Additional Specifications:	Fabricated shoes, air chamber support brackets and spindle nuts


77.5" Track, 12 1/4" Brakes PartNumber: T-AX-1011658-ABS Long Cams

Brake Size:	12-1/4 X 7-1/2
Beam Capacity (lbs):	25,000
Bearing Cones Required:	HM218248 Inner, HM212049 Outer
 Beam:	5 Inch Round
Track:	77.5
Brake Cams:	23.38" Long, 28 Spline
Additional Specifications:	Fabricated shoes, air chamber support brackets and spindle nuts
* Part No. 1011658-80-ABS available for 80" Track	

71.5" Track, 12 1/4" Brakes Part Number: T-AX-1011654 Long Cams, 663 Bearing

Brake Size:	12-1/4 X 7-1/2
Beam Capacity (lbs):	20,000
Bearing Cones Required:	663 Inner, HM212049 Outer
 Beam:	5 Inch Round
Track:	71.5
Brake Cams:	23.38" Long, 28 Spline
Additional Specifications:	Fabricated shoes, air chamber support brackets and spindle nuts

77.5" Track Part Number: T-AX-2214051-ABS Long Cams

Brake Size:	16-1/2 X 7
Beam Capacity (lbs):	22,500
Bearing Cones Required:	HM218248 Inner, HM212049 Outer
 Beam:	5 Inch Round
Track:	77.5
Brake Cams:	23.75" Long, 28 Spline
Additional Specifications:	Fabricated shoes, air chamber support brackets and spindle nuts